



U.S. DEPARTMENT OF
ENERGY

Fossil
Energy

OFFICE OF OIL & NATURAL GAS

Table of Contents

LNG Monthly

(YTD - through June 2018)

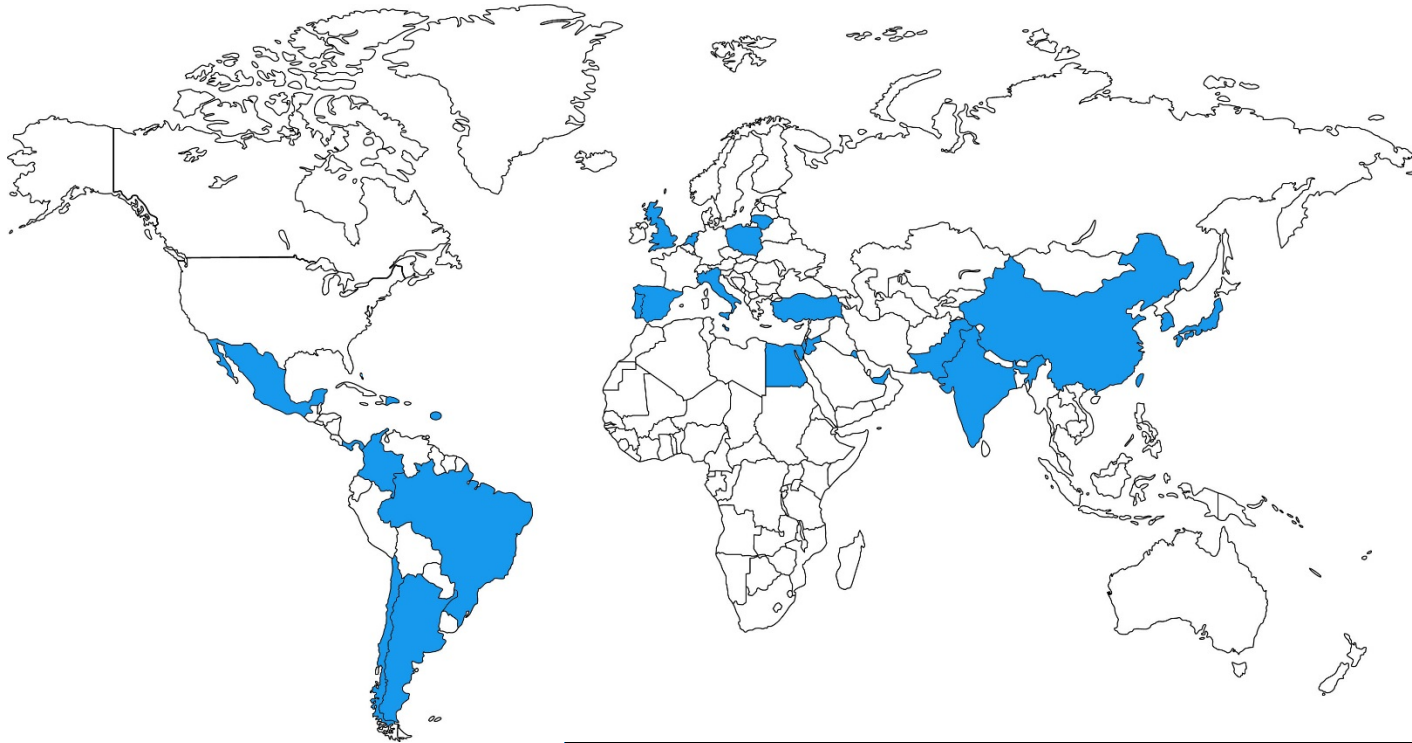
- 1 Cumulative Map of LNG Exports** 1
 - 1a Table of Shipments of Domestically-Produced LNG Delivered - from February 2016 2
 - 1b Volumes and Percentages of FTA and nFTA Shipments of Domestically-Produced LNG Delivered..... 3
 - 1c Destination of Domestically-Produced LNG Delivered by Country and Region with Trade Agreement Status..... 4
- 2 LNG Activity**
 - 2a Shipments of Domestically-Produced LNG Delivered YTD 2018..... 5
 - (i) Sabine Pass LNG Terminal..... 5
 - (ii) Cove Point..... 8
 - 2b Shipments of Domestically-Produced LNG Shipped by ISO Container YTD 2018 9
 - 2c Shipments of LNG Re-Exported YTD 2018..... 11
 - 2d LNG Imports by Country, Receiving Terminal, and Importer 12
 - 2e Shipments of LNG Received YTD 2018..... 13
 - 2f Shipments of LNG Received YTD 2018, Puerto Rico 14
- 3 Graphical Summaries**..... 15
- 4 Notes and Definitions** 18

Office of Fossil Energy
Office of Oil & Natural Gas
Office of Regulation and International Engagement
Division of Natural Gas Regulation
Phone: 202-586-7991

To be placed on the LNG Monthly email distribution list, please send an email request to ngreports@hq.doe.gov.

For electronic version: <https://www.energy.gov/fe/listings/lng-reports>

Exports of Domestically-Produced LNG Delivered (Cumulative starting from February 2016 through June 2018)



Region	Volume Exported (Bcf)	Percentage Receipts of Total Volume Exported (%)	Number of Countries Per Receiving Region
East Asia and Pacific	564.2	40.8%	5
Europe and Central Asia	136.3	9.9%	9
Latin America and the Caribbean	454.8	32.9%	9
Middle East and North Africa	141.0	10.2%	5
South Asia	85.5	6.2%	2
Sub-Saharan Africa	0.0	0.0%	0
Total LNG Exports	1,381.8	100.0%	30



1a. Shipments of Domestically-Produced LNG Delivered (Cumulative starting from February 2016 through June 2018)

	Country of Destination	Type of Export	Number of Cargos	Volume (Bcf of Natural Gas)	Percentage of Total U.S LNG Exports (%)
1.	Mexico*	Vessel	80	273.1	19.8%
2.	South Korea*	Vessel	73	250.8	18.1%
3.	China	Vessel	54	182.6	13.2%
4.	Japan	Vessel	31	108.7	7.9%
5.	Chile*	Vessel	26	79.2	5.7%
6.	Jordan*	Vessel	20	70.3	5.1%
7.	India	Vessel	20	69.4	5.0%
8.	Argentina*	Vessel	16	46.9	3.4%
9.	Turkey	Vessel	12	40.6	2.9%
10.	Brazil*	Vessel	12	34.5	2.5%
11.	Kuwait	Vessel	10	33.8	2.4%
12.	Spain*	Vessel	11	32.3	2.3%
13.	Portugal*	Vessel	8	26.5	1.9%
14.	Taiwan	Vessel	6	19.1	1.4%
15.	Egypt	Vessel	5	16.9	1.2%
16.	U.A.E.	Vessel	5	16.8	1.2%
17.	Pakistan	Vessel	5	16.1	1.2%
18.	Dominican Republic*	Vessel	6	14.5	1.0%
19.	Italy	Vessel	3	9.8	0.7%
20.	United Kingdom	Vessel	3	9.7	0.7%
21.	Lithuania	Vessel	2	6.8	0.5%
22.	Netherlands	Vessel	2	6.3	0.5%
23.	Panama*	Vessel	2	3.5	0.3%
24.	Poland	Vessel	1	3.4	0.2%
25.	Israel	Vessel	1	3.3	0.2%
26.	Thailand	Vessel	1	3.1	0.2%
27.	Colombia*	Vessel	2	2.7	0.2%
28.	Malta*	Vessel	1	0.9	0.1%
Total Exports by Vessel			418	1,381.4	
29.	Barbados	ISO Container	110	0.4	0.0%
30.	Bahamas	ISO Container	50	0.1	0.0%
Total Exports by ISO			160	0.4	
Total Exports by Vessel and ISO			578	1,381.8	

Note:

Volume and Number of Cargos are the cumulative totals of each individual Country of Destination by Type of Export starting from February 2016.

* Split cargos counted as both individual cargos and countries.

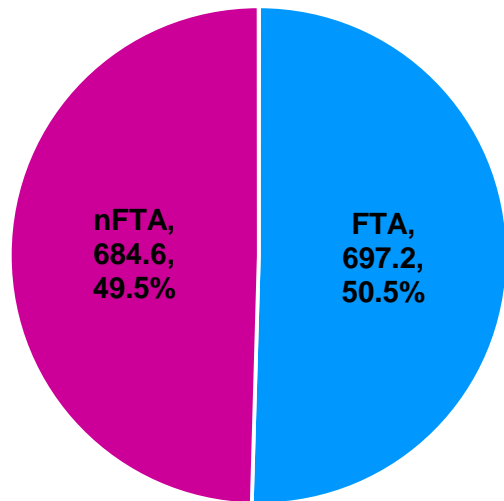
Vessel = LNG Exports by Vessel and ISO container = LNG Exports by Vessel in ISO Containers.

Does not include re-exports of previously-imported LNG. See table 2c for re-exports data.

Totals may not equal sum of components because of independent rounding.

1b. Volumes and Percentages of FTA and nFTA Shipments of Domestically-Produced LNG Delivered (Cumulative starting from February 2016 through June 2018)

	Volume (Bcf)	Percentage of Total Volume	Number of Countries
FTA	697.2	50.5%	8
nFTA	684.6	49.5%	22
Total LNG Exports	1,381.8		30



■ FTA ■ nFTA

Spot cargos total 290.2 Bcf of the 1,381.8 Bcf total volume of shipments of domestically-produced LNG delivered, for a total percentage of 21.0 percent.

These totals are cumulative starting from February 2016 through June 2018, with a current-year to date listing in Table 1a.

FTA Countries that Require National Treatment for Trade in Natural Gas -As of October 31, 2012, the United States has FTAs that require national treatment for trade in natural gas with Australia, Bahrain, Canada, Chile, Colombia, Dominican Republic, El Salvador, Guatemala, Honduras, Jordan, Mexico, Morocco, Nicaragua, Oman, Panama, Peru, Republic of Korea and Singapore. Panama is the most recent country with which the United States has entered into a FTA that requires national treatment for trade in natural gas, effective October 31, 2012. Not all countries that have a FTA with the United States require national treatment for trade in natural gas (i.e. Costa Rica and Israel). A list of all countries with which the United States has a FTA can be found at: <http://www.ustr.gov/trade-agreements/free-trade-agreements>.

More information can be found on DOE's website - <https://energy.gov/fe/services/natural-gas-regulation/how-obtain-authorization-import-andor-export-natural-gas-and-lng>

Totals may not equal sum of components because of independent rounding.

1c. Destination of Domestically-Produced LNG Delivered by Country and Region with Trade Agreement Status (Cumulative starting from February 2016 through June 2018)

Country of Destination	Region	FTA or nFTA	Type of FTA	Name of FTA
Argentina	Latin America and the Caribbean	nFTA		
Bahamas (ISO)	Latin America and the Caribbean	nFTA		
Barbados (ISO)	Latin America and the Caribbean	nFTA		
Brazil	Latin America and the Caribbean	nFTA		
Chile	Latin America and the Caribbean	FTA	Bilateral	United States-Chile Free Trade Agreement
China	East Asia and Pacific	nFTA		
Colombia	Latin America and the Caribbean	FTA	Bilateral	United States- Colombia Trade Promotion Agreement
Dominican Republic	Latin America and the Caribbean	FTA	Multilateral	CAFTA-DR
Egypt	Middle East and North Africa	nFTA		
India	South Asia	nFTA		
Israel	Middle East and North Africa	FTA	Bilateral	United States-Israel Free Trade Agreement
Italy	Europe and Central Asia	nFTA		
Japan	East Asia and Pacific	nFTA		
Jordan	Middle East and North Africa	FTA	Bilateral	United States-Jordan Free Trade Agreement
Kuwait	Middle East and North Africa	nFTA		
Lithuania	Europe and Central Asia	nFTA		
Malta ¹	Europe and Central Asia	nFTA		
Mexico ²	Latin America and the Caribbean	FTA	Multilateral	NAFTA - North American Free Trade Agreement
Netherlands	Europe and Central Asia	nFTA		
Pakistan	South Asia	nFTA		
Panama	Latin America and the Caribbean	FTA	Bilateral	U.S.- Panama Trade Promotion Agreement
Poland	Europe and Central Asia	nFTA		
Portugal	Europe and Central Asia	nFTA		
South Korea	East Asia and Pacific	FTA	Bilateral	KORUS - U.S.-Korea Free Trade Agreement
Spain	Europe and Central Asia	nFTA		
Taiwan	East Asia and Pacific	nFTA		
Thailand	East Asia and Pacific	nFTA		
Turkey	Europe and Central Asia	nFTA		
U.A.E.	Middle East and North Africa	nFTA		
United Kingdom	Europe and Central Asia	nFTA		

Source: Office of the United States Trade Representative and the World Bank

¹For classification purposes, Malta is included in the Europe and Central Asia region.

²For classification purposes, Mexico is included in the Latin America and the Caribbean region.

VESSEL-BORNE EXPORTS OF DOMESTICALLY-PRODUCED LIQUEFIED NATURAL GAS (LNG)

Table 2a(i)

Date of Departure	Name of Exporter	Supplier	Docket Number	Docket Term	Country of Destination	Name of Tanker	Departure Terminal	Volume (Mcf of Natural Gas)	Price at Export Point \$/MMBtu	Notes
1/1/2018	Sabine Pass Liquefaction, LLC	Sabine Pass Liquefaction, LLC	10-85-LNG	Long-Term	Mexico	Gaslog Gibraltar	Sabine Pass LNG Terminal	3,714,518	\$ 3.54	
1/2/2018	Sabine Pass Liquefaction, LLC	Sabine Pass Liquefaction, LLC	10-85-LNG	Long-Term	South Korea	Maran Gas Pericles	Sabine Pass LNG Terminal	3,702,965	\$ 3.15	
1/3/2018	Sabine Pass Liquefaction, LLC	Sabine Pass Liquefaction, LLC	10-111-LNG	Long-Term	Portugal	Rioja Knutsen	Sabine Pass LNG Terminal	3,247,452	\$ 3.15	
1/5/2018	Sabine Pass Liquefaction, LLC	Sabine Pass Liquefaction, LLC	10-85-LNG	Long-Term	Mexico	Gaslog Seattle	Sabine Pass LNG Terminal	3,306,132	\$ 3.15	
1/6/2018	Sabine Pass Liquefaction, LLC	Sabine Pass Liquefaction, LLC	10-111-LNG	Long-Term	China	Maran Gas Alexandria	Sabine Pass LNG Terminal	3,425,586	\$ 6.15	[L]
1/9/2018	Sabine Pass Liquefaction, LLC	Sabine Pass Liquefaction, LLC	10-111-LNG	Long-Term	Egypt	Golar Crystal	Sabine Pass LNG Terminal	3,275,352	\$ 3.15	
1/11/2018	Sabine Pass Liquefaction, LLC	Sabine Pass Liquefaction, LLC	10-85-LNG	Long-Term	Chile	Bilbao Knutsen	Sabine Pass LNG Terminal	2,938,444	\$ 3.15	
1/11/2018	Sabine Pass Liquefaction, LLC	Sabine Pass Liquefaction, LLC	10-85-LNG	Long-Term	South Korea	Gaslog Saratoga	Sabine Pass LNG Terminal	3,240,070	\$ 6.15	[L]
1/13/2018	Sabine Pass Liquefaction, LLC	Sabine Pass Liquefaction, LLC	10-85-LNG	Long-Term	South Korea	Stena Clear Sky	Sabine Pass LNG Terminal	3,695,897	\$ 3.15	
1/14/2018	Sabine Pass Liquefaction, LLC	Sabine Pass Liquefaction, LLC	10-111-LNG	Long-Term	Pakistan	Maran Gas Sparta	Sabine Pass LNG Terminal	3,368,035	\$ 3.15	
1/16/2018	Sabine Pass Liquefaction, LLC	Sabine Pass Liquefaction, LLC	10-111-LNG	Long-Term	Egypt	Golar Celsius	Sabine Pass LNG Terminal	3,278,404	\$ 3.15	
1/17/2018	Sabine Pass Liquefaction, LLC	Sabine Pass Liquefaction, LLC	10-85-LNG	Long-Term	South Korea	Maria Energy	Sabine Pass LNG Terminal	3,714,983	\$ 6.15	[L]
1/18/2018	Sabine Pass Liquefaction, LLC	Sabine Pass Liquefaction, LLC	10-111-LNG	Long-Term	China	SK Audace	Sabine Pass LNG Terminal	3,516,780	\$ 3.15	
1/20/2018	Sabine Pass Liquefaction, LLC	Sabine Pass Liquefaction, LLC	10-111-LNG	Long-Term	India	SCF Mitre	Sabine Pass LNG Terminal	3,596,043	\$ 3.15	
1/24/2018	Sabine Pass Liquefaction, LLC	Sabine Pass Liquefaction, LLC	10-111-LNG	Long-Term	Japan	La Mancha Knutsen	Sabine Pass LNG Terminal	3,614,916	\$ 3.15	
1/25/2018	Sabine Pass Liquefaction, LLC	Sabine Pass Liquefaction, LLC	10-111-LNG	Long-Term	Turkey	Maran Gas Ulysses	Sabine Pass LNG Terminal	3,713,519	\$ 3.15	
1/26/2018	Sabine Pass Liquefaction, LLC	Sabine Pass Liquefaction, LLC	10-85-LNG	Long-Term	Mexico	Yari LNG	Sabine Pass LNG Terminal	3,410,824	\$ 6.15	[L]
1/28/2018	Sabine Pass Liquefaction, LLC	Sabine Pass Liquefaction, LLC	10-111-LNG	Long-Term	China	Corcovado LNG	Sabine Pass LNG Terminal	3,393,164	\$ 6.15	[L]
1/29/2018	Sabine Pass Liquefaction, LLC	Sabine Pass Liquefaction, LLC	10-111-LNG	Long-Term	China	Rioja Knutsen	Sabine Pass LNG Terminal	3,248,898	\$ 3.15	
1/30/2018	Sabine Pass Liquefaction, LLC	Sabine Pass Liquefaction, LLC	10-85-LNG	Long-Term	South Korea	Maran Gas Troy	Sabine Pass LNG Terminal	3,255,523	\$ 6.15	[L]
1/31/2018	Sabine Pass Liquefaction, LLC	Sabine Pass Liquefaction, LLC	10-85-LNG	Long-Term	South Korea	Oak Spirit	Sabine Pass LNG Terminal	3,676,477	\$ 6.15	[L]
2/1/2018	Sabine Pass Liquefaction, LLC	Sabine Pass Liquefaction, LLC	10-85-LNG	Long-Term	Mexico	Gaslog Gibraltar	Sabine Pass LNG Terminal	3,708,865	\$ 3.15	
2/2/2018	Sabine Pass Liquefaction, LLC	Sabine Pass Liquefaction, LLC	10-111-LNG	Long-Term	Turkey	Maran Gas Delphi	Sabine Pass LNG Terminal	3,278,774	\$ 4.18	
2/3/2018	Sabine Pass Liquefaction, LLC	Sabine Pass Liquefaction, LLC	10-85-LNG	Long-Term	Mexico	Stena Crystal Sky	Sabine Pass LNG Terminal	3,685,569	\$ 7.18	[L]
2/5/2018	Sabine Pass Liquefaction, LLC	Sabine Pass Liquefaction, LLC	10-85-LNG	Long-Term	Mexico	Castillo de Santisteban	Sabine Pass LNG Terminal	3,699,364	\$ 4.18	
2/7/2018	Sabine Pass Liquefaction, LLC	Sabine Pass Liquefaction, LLC	10-85-LNG	Long-Term	South Korea	SM Eagle	Sabine Pass LNG Terminal	3,697,595	\$ 4.18	
2/7/2018	Sabine Pass Liquefaction, LLC	Sabine Pass Liquefaction, LLC	10-85-LNG	Long-Term	South Korea	Energy Atlantic	Sabine Pass LNG Terminal	3,384,674	\$ 7.18	[L]
2/8/2018	Sabine Pass Liquefaction, LLC	Sabine Pass Liquefaction, LLC	10-85-LNG	Long-Term	South Korea	Cool Voyager	Sabine Pass LNG Terminal	3,405,308	\$ 7.18	[L]
2/9/2018	Sabine Pass Liquefaction, LLC	Sabine Pass Liquefaction, LLC	10-111-LNG	Long-Term	China	Clean Horizon	Sabine Pass LNG Terminal	3,452,209	\$ 7.18	[L]
2/11/2018	Sabine Pass Liquefaction, LLC	Sabine Pass Liquefaction, LLC	10-85-LNG	Long-Term	Jordan	Gaslog Seattle	Sabine Pass LNG Terminal	3,300,285	\$ 4.18	
2/13/2018	Sabine Pass Liquefaction, LLC	Sabine Pass Liquefaction, LLC	10-85-LNG	Long-Term	South Korea	Cool Explorer	Sabine Pass LNG Terminal	3,392,937	\$ 7.18	[L]
2/14/2018	Sabine Pass Liquefaction, LLC	Sabine Pass Liquefaction, LLC	10-85-LNG	Long-Term	Chile	Hoegh Giant	Sabine Pass LNG Terminal	3,248,781	\$ 4.18	
2/19/2018	Sabine Pass Liquefaction, LLC	Sabine Pass Liquefaction, LLC	10-85-LNG	Long-Term	South Korea	Woodside Rees Withers	Sabine Pass LNG Terminal	3,701,775	\$ 4.18	
2/19/2018	Sabine Pass Liquefaction, LLC	Sabine Pass Liquefaction, LLC	10-85-LNG	Long-Term	South Korea	SK Resolute	Sabine Pass LNG Terminal	3,517,589	\$ 4.18	
2/20/2018	Sabine Pass Liquefaction, LLC	Sabine Pass Liquefaction, LLC	10-85-LNG	Long-Term	South Korea	Hyundai Princepia	Sabine Pass LNG Terminal	3,692,448	\$ 4.18	
2/21/2018	Sabine Pass Liquefaction, LLC	Sabine Pass Liquefaction, LLC	10-111-LNG	Long-Term	Japan	Kita LNG	Sabine Pass LNG Terminal	3,397,185	\$ 7.18	[L]
2/22/2018	Sabine Pass Liquefaction, LLC	Sabine Pass Liquefaction, LLC	10-111-LNG	Long-Term	Taiwan	Golar Crystal	Sabine Pass LNG Terminal	3,409,450	\$ 4.18	
2/24/2018	Sabine Pass Liquefaction, LLC	Sabine Pass Liquefaction, LLC	10-111-LNG	Long-Term	Taiwan	Yari LNG	Sabine Pass LNG Terminal	3,396,303	\$ 7.18	[L]
2/25/2018	Sabine Pass Liquefaction, LLC	Sabine Pass Liquefaction, LLC	10-85-LNG	Long-Term	Mexico	Pan Asia	Sabine Pass LNG Terminal	3,683,137	\$ 4.18	
2/27/2018	Sabine Pass Liquefaction, LLC	Sabine Pass Liquefaction, LLC	10-111-LNG	Long-Term	Japan	Creole Spirit	Sabine Pass LNG Terminal	3,701,754	\$ 7.18	[L]
2/28/2018	Sabine Pass Liquefaction, LLC	Sabine Pass Liquefaction, LLC	10-111-LNG	Long-Term	China	Golar Celsius	Sabine Pass LNG Terminal	3,297,478	\$ 4.18	
2/28/2018	Sabine Pass Liquefaction, LLC	Sabine Pass Liquefaction, LLC	10-85-LNG	Long-Term	South Korea	Magellan Spirit	Sabine Pass LNG Terminal	3,529,645	\$ 7.18	[L]
3/1/2018	Sabine Pass Liquefaction, LLC	Sabine Pass Liquefaction, LLC	10-111-LNG	Long-Term	Brazil	Cool Runner	Sabine Pass LNG Terminal	3,271,955	\$ 7.18	[L]
3/2/2018	Sabine Pass Liquefaction, LLC	Sabine Pass Liquefaction, LLC	10-111-LNG	Long-Term	China	Gaslog Geneva	Sabine Pass LNG Terminal	3,626,064	\$ 3.04	
3/3/2018	Sabine Pass Liquefaction, LLC	Sabine Pass Liquefaction, LLC	10-85-LNG	Long-Term	Mexico	Gaslog Houston	Sabine Pass LNG Terminal	3,706,576	\$ 6.03	[L]

[S] Spot - a one-time transaction for near-term delivery of a specific quantity of LNG at a specific location. Prior to 2006, spot cargos could be included in either long-term or short-term authorization types.

[*] Split cargo - a single shipment of LNG where portions of the cargo have different transactional characteristics. For instance, a single cargo can have more than one buyer, supplier, price, unloading port, loading port, or DOE authorization.

[C] Commissioning cargo - pre-commercial cargo loaded while export facility operations are still undergoing final testing and inspection. Commissioning cargos may occur multiple times for the same facility as individual LNG trains enter service.

[L] Liquefaction fees - liquefaction fees have been included in the cargo's price. Export prices for cargos made pursuant to long-term sales and purchase agreements (SPA's) or contracts do not include liquefaction fees unless indicated.

Countries of destination are current as of publication date. Any updates to countries of destination reported will be published in the next scheduled LNG Monthly.

VESSEL-BORNE EXPORTS OF DOMESTICALLY-PRODUCED LIQUEFIED NATURAL GAS (LNG)

Table 2a(i)

Date of Departure	Name of Exporter	Supplier	Docket Number	Docket Term	Country of Destination	Name of Tanker	Departure Terminal	Volume (Mcf of Natural Gas)	Price at Export Point \$/MMBtu	Notes
3/4/2018	Sabine Pass Liquefaction, LLC	Sabine Pass Liquefaction, LLC	10-85-LNG	Long-Term	South Korea	SM Seahawk	Sabine Pass LNG Terminal	3,680,597	\$ 3.03	
3/6/2018	Sabine Pass Liquefaction, LLC	Sabine Pass Liquefaction, LLC	10-111-LNG	Long-Term	India	Meridian Spirit	Sabine Pass LNG Terminal	3,497,247	\$ 6.04	[L]
3/7/2018	Sabine Pass Liquefaction, LLC	Sabine Pass Liquefaction, LLC	10-85-LNG	Long-Term	Mexico	Ribera del Duero Knutsen	Sabine Pass LNG Terminal	3,670,503	\$ 3.03	
3/9/2018	Sabine Pass Liquefaction, LLC	Sabine Pass Liquefaction, LLC	10-85-LNG	Long-Term	South Korea	Hyundai Peacepia	Sabine Pass LNG Terminal	3,690,281	\$ 3.03	
3/10/2018	Sabine Pass Liquefaction, LLC	Sabine Pass Liquefaction, LLC	10-85-LNG	Long-Term	Mexico	Gaslog Gibraltar	Sabine Pass LNG Terminal	3,706,523	\$ 3.03	
3/11/2018	Sabine Pass Liquefaction, LLC	Sabine Pass Liquefaction, LLC	10-85-LNG	Long-Term	Mexico	Pan Asia	Sabine Pass LNG Terminal	3,680,726	\$ 3.03	
3/12/2018	Sabine Pass Liquefaction, LLC	Sabine Pass Liquefaction, LLC	10-85-LNG	Long-Term	Jordan	Maran Gas Pericles	Sabine Pass LNG Terminal	3,694,174	\$ 3.03	
3/14/2018	Sabine Pass Liquefaction, LLC	Sabine Pass Liquefaction, LLC	10-111-LNG	Long-Term	Argentina	Stena Crystal Sky	Sabine Pass LNG Terminal	3,332,509	\$ 6.04	[L]
3/15/2018	Sabine Pass Liquefaction, LLC	Sabine Pass Liquefaction, LLC	10-85-LNG	Long-Term	Chile	Ribera del Duero Knutsen	Sabine Pass LNG Terminal	3,695,174	\$ 3.03	
3/16/2018	Sabine Pass Liquefaction, LLC	Sabine Pass Liquefaction, LLC	10-85-LNG	Long-Term	Mexico	Maran Gas Delphi	Sabine Pass LNG Terminal	3,399,522	\$ 6.03	[L]
3/17/2018	Sabine Pass Liquefaction, LLC	Sabine Pass Liquefaction, LLC	10-85-LNG	Long-Term	Mexico	Maria Energy	Sabine Pass LNG Terminal	3,714,946	\$ 6.03	[L]
3/19/2018	Sabine Pass Liquefaction, LLC	Sabine Pass Liquefaction, LLC	10-85-LNG	Long-Term	Chile	Gaslog Shanghai	Sabine Pass LNG Terminal	3,298,893	\$ 3.03	
3/21/2018	Sabine Pass Liquefaction, LLC	Sabine Pass Liquefaction, LLC	10-85-LNG	Long-Term	Dominican Republic	Provalys	Sabine Pass LNG Terminal	1,820,570	\$ 3.03	[*]
3/21/2018	Sabine Pass Liquefaction, LLC	Sabine Pass Liquefaction, LLC	10-85-LNG	Long-Term	Panama	Provalys	Sabine Pass LNG Terminal	1,441,597	\$ 3.03	[*]
3/22/2018	Sabine Pass Liquefaction, LLC	Sabine Pass Liquefaction, LLC	10-111-LNG	Long-Term	United Kingdom	British Ruby	Sabine Pass LNG Terminal	3,269,099	\$ 6.04	[L]
3/23/2018	Sabine Pass Liquefaction, LLC	Sabine Pass Liquefaction, LLC	10-85-LNG	Long-Term	South Korea	SK Serenity	Sabine Pass LNG Terminal	3,708,292	\$ 3.03	
3/25/2018	Sabine Pass Liquefaction, LLC	Sabine Pass Liquefaction, LLC	10-111-LNG	Long-Term	India	Maria Energy	Sabine Pass LNG Terminal	3,673,967	\$ 6.04	[L]
3/26/2018	Sabine Pass Liquefaction, LLC	Sabine Pass Liquefaction, LLC	10-85-LNG	Long-Term	Mexico	Gaslog Seattle	Sabine Pass LNG Terminal	3,300,838	\$ 3.03	
3/27/2018	Sabine Pass Liquefaction, LLC	Sabine Pass Liquefaction, LLC	10-111-LNG	Long-Term	China	SK Audace	Sabine Pass LNG Terminal	3,510,230	\$ 3.04	
3/29/2018	Sabine Pass Liquefaction, LLC	Sabine Pass Liquefaction, LLC	10-111-LNG	Long-Term	India	La Mancha Knutsen	Sabine Pass LNG Terminal	3,662,674	\$ 3.04	
3/29/2018	Sabine Pass Liquefaction, LLC	Sabine Pass Liquefaction, LLC	10-111-LNG	Long-Term	Pakistan	Maran Gas Coronis	Sabine Pass LNG Terminal	3,107,514	\$ 6.04	[L]
3/30/2018	Sabine Pass Liquefaction, LLC	Sabine Pass Liquefaction, LLC	10-111-LNG	Long-Term	China	Gaslog Houston	Sabine Pass LNG Terminal	3,602,235	\$ 6.04	[L]
3/31/2018	Sabine Pass Liquefaction, LLC	Sabine Pass Liquefaction, LLC	10-85-LNG	Long-Term	Mexico	Gaslog Glasgow	Sabine Pass LNG Terminal	3,696,961	\$ 3.03	
4/2/2018	Sabine Pass Liquefaction, LLC	Sabine Pass Liquefaction, LLC	10-85-LNG	Long-Term	Colombia	Maran Gas Delphi	Sabine Pass LNG Terminal	1,599,389	\$ 3.09	[*]
4/2/2018	Sabine Pass Liquefaction, LLC	Sabine Pass Liquefaction, LLC	10-85-LNG	Long-Term	Chile	Maran Gas Delphi	Sabine Pass LNG Terminal	1,311,069	\$ 3.09	[*]
4/2/2018	Sabine Pass Liquefaction, LLC	Sabine Pass Liquefaction, LLC	10-85-LNG	Long-Term	South Korea	Maran Gas Delphi	Sabine Pass LNG Terminal	492,001	\$ 3.09	[*]
4/3/2018	Sabine Pass Liquefaction, LLC	Sabine Pass Liquefaction, LLC	10-111-LNG	Long-Term	Netherlands	British Diamond	Sabine Pass LNG Terminal	3,252,599	\$ 6.09	[L]
4/4/2018	Sabine Pass Liquefaction, LLC	Sabine Pass Liquefaction, LLC	17-161-LNG	Short-Term	Mexico	Oak Spirit	Sabine Pass LNG Terminal	3,683,598	\$ 5.33	[S]
4/6/2018	Sabine Pass Liquefaction, LLC	Sabine Pass Liquefaction, LLC	10-111-LNG	Long-Term	China	Rioja Knutsen	Sabine Pass LNG Terminal	3,231,868	\$ 3.09	
4/7/2018	Sabine Pass Liquefaction, LLC	Sabine Pass Liquefaction, LLC	10-111-LNG	Long-Term	China	Gaslog Seattle	Sabine Pass LNG Terminal	3,303,544	\$ 3.09	
4/10/2018	Sabine Pass Liquefaction, LLC	Sabine Pass Liquefaction, LLC	10-111-LNG	Long-Term	Pakistan	British Emerald	Sabine Pass LNG Terminal	3,257,810	\$ 6.09	[L]
4/10/2018	Sabine Pass Liquefaction, LLC	Sabine Pass Liquefaction, LLC	17-161-LNG	Short-Term	South Korea	Golar Penguin	Sabine Pass LNG Terminal	3,429,522	\$ 5.36	[S]
4/12/2018	Sabine Pass Liquefaction, LLC	Sabine Pass Liquefaction, LLC	10-111-LNG	Long-Term	Brazil	Cool Runner	Sabine Pass LNG Terminal	3,255,426	\$ 6.09	[L]
4/13/2018	Sabine Pass Liquefaction, LLC	Sabine Pass Liquefaction, LLC	17-161-LNG	Short-Term	Argentina	Clean Planet	Sabine Pass LNG Terminal	3,194,723	\$ 5.32	[S]
4/14/2018	Sabine Pass Liquefaction, LLC	Sabine Pass Liquefaction, LLC	10-111-LNG	Long-Term	China	Pan Asia	Sabine Pass LNG Terminal	3,685,089	\$ 3.09	
4/15/2018	Sabine Pass Liquefaction, LLC	Sabine Pass Liquefaction, LLC	10-111-LNG	Long-Term	Japan	Torben Spirit	Sabine Pass LNG Terminal	3,645,877	\$ 3.09	
4/16/2018	Sabine Pass Liquefaction, LLC	Sabine Pass Liquefaction, LLC	10-85-LNG	Long-Term	South Korea	SM Eagle	Sabine Pass LNG Terminal	3,697,957	\$ 3.09	
4/17/2018	Sabine Pass Liquefaction, LLC	Sabine Pass Liquefaction, LLC	10-85-LNG	Long-Term	South Korea	Hyundai Princepia	Sabine Pass LNG Terminal	3,693,127	\$ 3.09	
4/18/2018	Sabine Pass Liquefaction, LLC	Sabine Pass Liquefaction, LLC	17-161-LNG	Short-Term	China	Stena Crystal Sky	Sabine Pass LNG Terminal	3,628,989	\$ 5.22	[S]
4/20/2018	Sabine Pass Liquefaction, LLC	Sabine Pass Liquefaction, LLC	10-85-LNG	Long-Term	Mexico	Maran Gas Olympias	Sabine Pass LNG Terminal	3,675,605	\$ 3.09	
4/22/2018	Sabine Pass Liquefaction, LLC	Sabine Pass Liquefaction, LLC	10-85-LNG	Long-Term	South Korea	Cool Voyager	Sabine Pass LNG Terminal	3,265,360	\$ 3.09	
4/24/2018	Sabine Pass Liquefaction, LLC	Sabine Pass Liquefaction, LLC	10-111-LNG	Long-Term	Japan	Gaslog Hong Kong	Sabine Pass LNG Terminal	3,696,130	\$ 3.09	
4/25/2018	Sabine Pass Liquefaction, LLC	Sabine Pass Liquefaction, LLC	10-85-LNG	Long-Term	South Korea	Clean Ocean	Sabine Pass LNG Terminal	3,418,103	\$ 3.09	
4/27/2018	Sabine Pass Liquefaction, LLC	Sabine Pass Liquefaction, LLC	10-111-LNG	Long-Term	China	Ribera del Duero Knutsen	Sabine Pass LNG Terminal	3,659,871	\$ 3.09	
4/28/2018	Sabine Pass Liquefaction, LLC	Sabine Pass Liquefaction, LLC	10-85-LNG	Long-Term	Mexico	Gaslog Gibraltar	Sabine Pass LNG Terminal	3,715,071	\$ 3.09	

[S] Spot - a one-time transaction for near-term delivery of a specific quantity of LNG at a specific location. Prior to 2006, spot cargos could be included in either long-term or short-term authorization types.

[*] Split cargo - a single shipment of LNG where portions of the cargo have different transactional characteristics. For instance, a single cargo can have more than one buyer, supplier, price, unloading port, loading port, or DOE authorization.

[C] Commissioning cargo - pre-commercial cargo loaded while export facility operations are still undergoing final testing and inspection. Commissioning cargos may occur multiple times for the same facility as individual LNG trains enter service.

[L] Liquefaction fees - liquefaction fees have been included in the cargo's price. Export prices for cargos made pursuant to long-term sales and purchase agreements (SPA's) or contracts do not include liquefaction fees unless indicated.

Countries of destination are current as of publication date. Any updates to countries of destination reported will be published in the next scheduled LNG Monthly.

VESSEL-BORNE EXPORTS OF DOMESTICALLY-PRODUCED LIQUEFIED NATURAL GAS (LNG)

Table 2a(i)

Date of Departure	Name of Exporter	Supplier	Docket Number	Docket Term	Country of Destination	Name of Tanker	Departure Terminal	Volume (Mcf of Natural Gas)	Price at Export Point \$/MMBtu	Notes
4/29/2018	Sabine Pass Liquefaction, LLC	Sabine Pass Liquefaction, LLC	10-111-LNG	Long-Term	India	Esshu Maru	Sabine Pass LNG Terminal	3,253,992	\$ 6.09	[L]
4/30/2018	Sabine Pass Liquefaction, LLC	Sabine Pass Liquefaction, LLC	17-161-LNG	Short-Term	Chile	Oak Spirit	Sabine Pass LNG Terminal	3,675,887	\$ 5.12	[S]
5/1/2018	Sabine Pass Liquefaction, LLC	Sabine Pass Liquefaction, LLC	10-85-LNG	Long-Term	South Korea	SK Summit	Sabine Pass LNG Terminal	2,946,490	\$ 3.09	
5/3/2018	Sabine Pass Liquefaction, LLC	Sabine Pass Liquefaction, LLC	10-85-LNG	Long-Term	Israel	British Diamond	Sabine Pass LNG Terminal	3,270,275	\$ 6.24	[L]
5/3/2018	Sabine Pass Liquefaction, LLC	Sabine Pass Liquefaction, LLC	17-161-LNG	Short-Term	South Korea	Creole Spirit	Sabine Pass LNG Terminal	3,702,549	\$ 5.54	[S]
5/4/2018	Sabine Pass Liquefaction, LLC	Sabine Pass Liquefaction, LLC	10-111-LNG	Long-Term	India	Golar Kelvin	Sabine Pass LNG Terminal	3,436,206	\$ 3.24	
5/6/2018	Sabine Pass Liquefaction, LLC	Sabine Pass Liquefaction, LLC	10-111-LNG	Long-Term	India	Macoma	Sabine Pass LNG Terminal	3,681,889	\$ 3.24	
5/7/2018	Sabine Pass Liquefaction, LLC	Sabine Pass Liquefaction, LLC	10-111-LNG	Long-Term	Argentina	Cool Runner	Sabine Pass LNG Terminal	2,112,124	\$ 6.24	[L] [†]
5/7/2018	Sabine Pass Liquefaction, LLC	Sabine Pass Liquefaction, LLC	10-111-LNG	Long-Term	Brazil	Cool Runner	Sabine Pass LNG Terminal	1,152,620	\$ 6.24	[L] [†]
5/10/2018	Sabine Pass Liquefaction, LLC	Sabine Pass Liquefaction, LLC	10-85-LNG	Long-Term	South Korea	Gaslog Gibraltar	Sabine Pass LNG Terminal	3,709,344	\$ 3.24	
5/11/2018	Sabine Pass Liquefaction, LLC	Sabine Pass Liquefaction, LLC	17-161-LNG	Short-Term	Mexico	Flex Enterprise	Sabine Pass LNG Terminal	3,671,828	\$ 5.54	[S]
5/12/2018	Sabine Pass Liquefaction, LLC	Sabine Pass Liquefaction, LLC	10-111-LNG	Long-Term	Argentina	BW Pavilion Leeara	Sabine Pass LNG Terminal	3,279,517	\$ 3.24	
5/13/2018	Sabine Pass Liquefaction, LLC	Sabine Pass Liquefaction, LLC	10-85-LNG	Long-Term	Jordan	Gaslog Skagen	Sabine Pass LNG Terminal	3,294,576	\$ 3.24	
5/15/2018	Sabine Pass Liquefaction, LLC	Sabine Pass Liquefaction, LLC	10-85-LNG	Long-Term	Mexico	Gaslog Glasgow	Sabine Pass LNG Terminal	3,363,440	\$ 6.24	[L]
5/16/2018	Sabine Pass Liquefaction, LLC	Sabine Pass Liquefaction, LLC	17-161-LNG	Short-Term	Japan	Maria Energy	Sabine Pass LNG Terminal	3,689,942	\$ 5.22	[S]
5/18/2018	Sabine Pass Liquefaction, LLC	Sabine Pass Liquefaction, LLC	10-111-LNG	Long-Term	China	Castillo de Merida	Sabine Pass LNG Terminal	3,665,420	\$ 3.24	
5/19/2018	Sabine Pass Liquefaction, LLC	Sabine Pass Liquefaction, LLC	10-85-LNG	Long-Term	Jordan	Maran Gas Olympias	Sabine Pass LNG Terminal	3,623,956	\$ 3.24	
5/21/2018	Sabine Pass Liquefaction, LLC	Sabine Pass Liquefaction, LLC	10-85-LNG	Long-Term	South Korea	SM Seahawk	Sabine Pass LNG Terminal	3,683,751	\$ 3.24	
5/22/2018	Sabine Pass Liquefaction, LLC	Sabine Pass Liquefaction, LLC	10-85-LNG	Long-Term	Mexico	Gaslog Geneva	Sabine Pass LNG Terminal	2,922,469	\$ 6.24	[L]
5/24/2018	Sabine Pass Liquefaction, LLC	Sabine Pass Liquefaction, LLC	10-111-LNG	Long-Term	China	Hoegh Giant	Sabine Pass LNG Terminal	3,610,221	\$ 3.24	
5/25/2018	Sabine Pass Liquefaction, LLC	Sabine Pass Liquefaction, LLC	10-85-LNG	Long-Term	Mexico	Gaslog Glasgow	Sabine Pass LNG Terminal	3,553,937	\$ 3.24	
5/27/2018	Sabine Pass Liquefaction, LLC	Sabine Pass Liquefaction, LLC	10-85-LNG	Long-Term	South Korea	Hyundai Peacepia	Sabine Pass LNG Terminal	3,693,214	\$ 3.24	
5/29/2018	Sabine Pass Liquefaction, LLC	Sabine Pass Liquefaction, LLC	10-111-LNG	Long-Term	China	Symphonic Breeze	Sabine Pass LNG Terminal	3,140,502	\$ 6.24	[L]
5/31/2018	Sabine Pass Liquefaction, LLC	Sabine Pass Liquefaction, LLC	10-85-LNG	Long-Term	Jordan	Gaslog Geneva	Sabine Pass LNG Terminal	3,653,093	\$ 3.24	
6/2/2018	Sabine Pass Liquefaction, LLC	Sabine Pass Liquefaction, LLC	10-85-LNG	Long-Term	Chile	Methane Mickie Harper	Sabine Pass LNG Terminal	3,266,903	\$ 3.31	
6/4/2018	Sabine Pass Liquefaction, LLC	Sabine Pass Liquefaction, LLC	10-85-LNG	Long-Term	Mexico	Maran Gas Agamemnon	Sabine Pass LNG Terminal	3,426,619	\$ 3.31	
6/5/2018	Sabine Pass Liquefaction, LLC	Sabine Pass Liquefaction, LLC	10-85-LNG	Long-Term	South Korea	SK Serenity	Sabine Pass LNG Terminal	3,709,551	\$ 3.31	
6/7/2018	Sabine Pass Liquefaction, LLC	Sabine Pass Liquefaction, LLC	10-85-LNG	Long-Term	Chile	La Mancha Knutsen	Sabine Pass LNG Terminal	2,597,751	\$ 3.31	[†]
6/7/2018	Sabine Pass Liquefaction, LLC	Sabine Pass Liquefaction, LLC	10-85-LNG	Long-Term	Colombia	La Mancha Knutsen	Sabine Pass LNG Terminal	1,113,322	\$ 3.31	[†]
6/9/2018	Sabine Pass Liquefaction, LLC	Sabine Pass Liquefaction, LLC	10-85-LNG	Long-Term	Mexico	Gaslog Greece	Sabine Pass LNG Terminal	2,921,687	\$ 6.31	[L]
6/11/2018	Sabine Pass Liquefaction, LLC	Sabine Pass Liquefaction, LLC	10-85-LNG	Long-Term	Mexico	Methane Becki Anne	Sabine Pass LNG Terminal	3,172,352	\$ 3.31	
6/12/2018	Sabine Pass Liquefaction, LLC	Sabine Pass Liquefaction, LLC	10-111-LNG	Long-Term	Taiwan	Wilforce	Sabine Pass LNG Terminal	3,267,829	\$ 6.31	[L]
6/15/2018	Sabine Pass Liquefaction, LLC	Sabine Pass Liquefaction, LLC	10-111-LNG	Long-Term	India	Arwa Spirit	Sabine Pass LNG Terminal	3,269,913	\$ 3.31	
6/16/2018	Sabine Pass Liquefaction, LLC	Sabine Pass Liquefaction, LLC	10-85-LNG	Long-Term	South Korea	SK Resolute	Sabine Pass LNG Terminal	3,513,194	\$ 3.31	
6/20/2018	Sabine Pass Liquefaction, LLC	Sabine Pass Liquefaction, LLC	10-111-LNG	Long-Term	China	Flex Enterprise	Sabine Pass LNG Terminal	2,925,668	\$ 6.31	[L]
6/21/2018	Sabine Pass Liquefaction, LLC	Sabine Pass Liquefaction, LLC	10-111-LNG	Long-Term	India	Meridian Spirit	Sabine Pass LNG Terminal	3,446,792	\$ 3.31	
6/22/2018	Sabine Pass Liquefaction, LLC	Sabine Pass Liquefaction, LLC	10-85-LNG	Long-Term	Mexico	Maran Gas Apollonia	Sabine Pass LNG Terminal	3,274,397	\$ 6.31	[L]
6/23/2018	Sabine Pass Liquefaction, LLC	Sabine Pass Liquefaction, LLC	10-85-LNG	Long-Term	South Korea	K. Jasmine	Sabine Pass LNG Terminal	3,080,180	\$ 3.31	
6/23/2018	Sabine Pass Liquefaction, LLC	Sabine Pass Liquefaction, LLC	10-85-LNG	Long-Term	Mexico	Gaslog Greece	Sabine Pass LNG Terminal	3,568,198	\$ 3.31	
6/25/2018	Sabine Pass Liquefaction, LLC	Sabine Pass Liquefaction, LLC	10-111-LNG	Long-Term	Japan	Torben Spirit	Sabine Pass LNG Terminal	3,681,601	\$ 3.31	
6/26/2018	Sabine Pass Liquefaction, LLC	Sabine Pass Liquefaction, LLC	10-85-LNG	Long-Term	South Korea	Hyundai Princepia	Sabine Pass LNG Terminal	3,690,759	\$ 3.31	
6/28/2018	Sabine Pass Liquefaction, LLC	Sabine Pass Liquefaction, LLC	10-85-LNG	Long-Term	Mexico	Maran Gas Apollonia	Sabine Pass LNG Terminal	3,446,813	\$ 3.31	
6/30/2018	Sabine Pass Liquefaction, LLC	Sabine Pass Liquefaction, LLC	10-85-LNG	Long-Term	Mexico	Maran Gas Agamemnon	Sabine Pass LNG Terminal	3,541,349	\$ 3.31	
TOTAL Exports of LNG from Sabine Pass LNG Terminal								444,869,622		

[S] Spot - a one-time transaction for near-term delivery of a specific quantity of LNG at a specific location. Prior to 2006, spot cargos could be included in either long-term or short-term authorization types.

[†] Split cargo - a single shipment of LNG where portions of the cargo have different transactional characteristics. For instance, a single cargo can have more than one buyer, supplier, price, unloading port, loading port, or DOE authorization.

[C] Commissioning cargo - pre-commercial cargo loaded while export facility operations are still undergoing final testing and inspection. Commissioning cargo may occur multiple times for the same facility as individual LNG trains enter service.

[L] Liquefaction fees - liquefaction fees have been included in the cargo's price. Export prices for cargos made pursuant to long-term sales and purchase agreements (SPA's) or contracts do not include liquefaction fees unless indicated.

Countries of destination are current as of publication date. Any updates to countries of destination reported will be published in the next scheduled LNG Monthly.

VESSEL-BORNE EXPORTS OF DOMESTICALLY-PRODUCED LIQUEFIED NATURAL GAS (LNG)

Table 2a(ii)

Date of Departure	Name of Exporter	Supplier	Docket Number	Docket Term	Country of Destination	Name of Tanker	Departure Terminal	Volume (Mcf of Natural Gas)	Price at Export Point \$/MMBtu	Notes
3/2/2018	Dominion Energy Cove Point LNG, LP	Shell NA LNG LLC	16-205-LNG	Short-Term	United Kingdom	Gemmata	Cove Point	2,997,643	\$ 5.27	[S] [C]
4/13/2018	Dominion Energy Cove Point LNG, LP	Shell NA LNG LLC	16-205-LNG	Short-Term	Argentina	Gemmata	Cove Point	2,022,570	\$ 5.41	[S] [C]
4/15/2018	Dominion Energy Cove Point LNG, LP	GAIL Global (USA) LNG LLC	11-115-LNG	Long-Term	Jordan	Adam LNG	Cove Point	3,293,275	\$ 6.38	[L]
4/22/2018	Dominion Energy Cove Point LNG, LP	ST Cove Point LLC	11-128-LNG	Long-Term	Japan	LNG Sakura	Cove Point	3,625,106	\$ 8.16	[L]
5/2/2018	Dominion Energy Cove Point LNG, LP	GAIL Global (USA) LNG LLC	11-115-LNG	Long-Term	Pakistan	Cool Explorer	Cove Point	3,222,199	\$ 6.38	[L]
5/4/2018	Dominion Energy Cove Point LNG, LP	ST Cove Point LLC	11-128-LNG	Long-Term	Japan	Golar Glacier	Cove Point	2,790,396	\$ 7.50	[L]
5/8/2018	Dominion Energy Cove Point LNG, LP	GAIL Global (USA) LNG LLC	11-115-LNG	Long-Term	Kuwait	Yari LNG	Cove Point	3,186,845	\$ 6.48	[L]
5/14/2018	Dominion Energy Cove Point LNG, LP	ST Cove Point LLC	11-128-LNG	Long-Term	Japan	Maran Gas Alexandria	Cove Point	3,368,997	\$ 7.50	[L]
5/20/2018	Dominion Energy Cove Point LNG, LP	GAIL Global (USA) LNG LLC	11-115-LNG	Long-Term	Kuwait	Maran Gas Troy	Cove Point	3,308,986	\$ 6.53	[L]
5/26/2018	Dominion Energy Cove Point LNG, LP	ST Cove Point LLC	11-128-LNG	Long-Term	Japan	Maran Gas Sparta	Cove Point	2,932,785	\$ 7.50	[L]
5/31/2018	Dominion Energy Cove Point LNG, LP	GAIL Global (USA) LNG LLC	11-115-LNG	Long-Term	Dominican Republic	Gaselys	Cove Point	1,022,745	\$ 6.54	[L] [*]
5/31/2018	Dominion Energy Cove Point LNG, LP	GAIL Global (USA) LNG LLC	11-115-LNG	Long-Term	Panama	Gaselys	Cove Point	2,076,782	\$ 6.54	[L] [*]
6/6/2018	Dominion Energy Cove Point LNG, LP	ST Cove Point LLC	11-128-LNG	Long-Term	Japan	LNG Jurojin	Cove Point	2,525,553	\$ 8.16	[L]
6/15/2018	Dominion Energy Cove Point LNG, LP	ST Cove Point LLC	11-128-LNG	Long-Term	Japan	Patris	Cove Point	3,613,147	\$ 7.52	[L]
6/19/2018	Dominion Energy Cove Point LNG, LP	GAIL Global (USA) LNG LLC	11-115-LNG	Long-Term	Mexico	BW Pavilion Leeeara	Cove Point	3,240,033	\$ 6.59	[L]
6/30/2018	Dominion Energy Cove Point LNG, LP	GAIL Global (USA) LNG LLC	11-115-LNG	Long-Term	Jordan	Seri Camellia	Cove Point	3,201,097	\$ 6.59	[L]
TOTAL Exports of LNG from Cove Point								46,428,159		

[S] Spot - a one-time transaction for near-term delivery of a specific quantity of LNG at a specific location. Prior to 2006, spot cargos could be included in either long-term or short-term authorization types.

[*] Split cargo - a single shipment of LNG where portions of the cargo have different transactional characteristics. For instance, a single cargo can have more than one buyer, supplier, price, unloading port, loading port, or DOE authorization.

[C] Commissioning cargo - pre-commercial cargo loaded while export facility operations are still undergoing final testing and inspection. Commissioning cargos may occur multiple times for the same facility as individual LNG trains enter service.

[L] Liquefaction fees - liquefaction fees have been included in the cargo's price. Export prices for cargos made pursuant to long-term sales and purchase agreements (SPA's) or contracts do not include liquefaction fees unless indicated.

Countries of destination are current as of publication date. Any updates to countries of destination reported will be published in the next scheduled *LNG Monthly*.

**VESSEL-BORNE EXPORTS OF DOMESTICALLY-PRODUCED LIQUEFIED NATURAL GAS (LNG)
SHIPPED BY ISO CONTAINER**

Table 2b

Date of Departure	Name of Exporter	Supplier	Docket Number	Country of Destination	Name of Ocean Going Vessel	ISO Container Loading Facility & Location	U.S. Export Port or Terminal	Volume (Mcf of Natural Gas)	Price at Export Point \$/MMBtu	Notes
1/4/2018	American LNG Marketing, LLC	Peninsula Energy Services Co	14-209-LNG	Barbados	Hoheriff	Hialeah, FL	Ft. Lauderdale, FL	4,956	\$ 10.00	
1/10/2018	American LNG Marketing, LLC	Peninsula Energy Services Co	14-209-LNG	Bahamas	Allegro	Hialeah, FL	Ft. Lauderdale, FL	1,696	\$ 10.00	
1/11/2018	American LNG Marketing, LLC	Peninsula Energy Services Co	14-209-LNG	Barbados	Hoebank	Hialeah, FL	Ft. Lauderdale, FL	4,956	\$ 10.00	
1/13/2018	American LNG Marketing, LLC	Peninsula Energy Services Co	14-209-LNG	Bahamas	Amihan	Hialeah, FL	Ft. Lauderdale, FL	826	\$ 10.00	
1/18/2018	American LNG Marketing, LLC	Peninsula Energy Services Co	14-209-LNG	Barbados	Vega Sagittarius	Hialeah, FL	Ft. Lauderdale, FL	4,956	\$ 10.00	
1/19/2018	American LNG Marketing, LLC	Peninsula Energy Services Co	14-209-LNG	Bahamas	Amihan	Hialeah, FL	Ft. Lauderdale, FL	1,696	\$ 10.00	
1/25/2018	American LNG Marketing, LLC	Peninsula Energy Services Co	14-209-LNG	Barbados	Vega Luna	Hialeah, FL	Ft. Lauderdale, FL	4,956	\$ 10.00	
2/1/2018	American LNG Marketing, LLC	Peninsula Energy Services Co	14-209-LNG	Barbados	Hoheriff	Hialeah, FL	Ft. Lauderdale, FL	4,956	\$ 10.00	
2/6/2018	American LNG Marketing, LLC	Peninsula Energy Services Co	14-209-LNG	Bahamas	Florida Express	Hialeah, FL	Ft. Lauderdale, FL	848	\$ 10.00	
2/8/2018	American LNG Marketing, LLC	Peninsula Energy Services Co	14-209-LNG	Barbados	Hoebank	Hialeah, FL	Ft. Lauderdale, FL	4,956	\$ 10.00	
2/13/2018	American LNG Marketing, LLC	Peninsula Energy Services Co	14-209-LNG	Bahamas	Florida Express	Hialeah, FL	Ft. Lauderdale, FL	2,544	\$ 10.00	
2/15/2018	American LNG Marketing, LLC	Peninsula Energy Services Co	14-209-LNG	Barbados	Vega Sagittarius	Hialeah, FL	Ft. Lauderdale, FL	4,956	\$ 10.00	
2/16/2018	American LNG Marketing, LLC	Peninsula Energy Services Co	14-209-LNG	Bahamas	Florida Express	Hialeah, FL	Ft. Lauderdale, FL	2,544	\$ 10.00	
2/21/2018	American LNG Marketing, LLC	Peninsula Energy Services Co	14-209-LNG	Bahamas	Florida Express	Hialeah, FL	Ft. Lauderdale, FL	1,696	\$ 10.00	
2/22/2018	American LNG Marketing, LLC	Peninsula Energy Services Co	14-209-LNG	Barbados	Vega Luna	Hialeah, FL	Ft. Lauderdale, FL	4,956	\$ 10.00	
2/23/2018	American LNG Marketing, LLC	Peninsula Energy Services Co	14-209-LNG	Bahamas	Florida Express	Hialeah, FL	Ft. Lauderdale, FL	2,544	\$ 10.00	
2/27/2018	American LNG Marketing, LLC	Peninsula Energy Services Co	14-209-LNG	Bahamas	Florida Express	Hialeah, FL	Ft. Lauderdale, FL	1,696	\$ 10.00	
3/1/2018	American LNG Marketing, LLC	Peninsula Energy Services Co	14-209-LNG	Barbados	Hoheriff	Hialeah, FL	Ft. Lauderdale, FL	2,544	\$ 10.00	
3/3/2018	American LNG Marketing, LLC	Peninsula Energy Services Co	14-209-LNG	Bahamas	Florida Express	Hialeah, FL	Ft. Lauderdale, FL	1,696	\$ 10.00	
3/3/2018	American LNG Marketing, LLC	Peninsula Energy Services Co	14-209-LNG	Bahamas	Florida Express	Hialeah, FL	Ft. Lauderdale, FL	2,544	\$ 10.00	
3/5/2018	American LNG Marketing, LLC	Peninsula Energy Services Co	14-209-LNG	Bahamas	Florida Express	Hialeah, FL	Ft. Lauderdale, FL	848	\$ 10.00	
3/8/2018	American LNG Marketing, LLC	Peninsula Energy Services Co	14-209-LNG	Barbados	Vega Luna	Hialeah, FL	Ft. Lauderdale, FL	2,544	\$ 10.00	
3/9/2018	American LNG Marketing, LLC	Peninsula Energy Services Co	14-209-LNG	Bahamas	Florida Express	Hialeah, FL	Ft. Lauderdale, FL	1,696	\$ 10.00	
3/15/2018	American LNG Marketing, LLC	Peninsula Energy Services Co	14-209-LNG	Barbados	Vega Sagittarius	Hialeah, FL	Ft. Lauderdale, FL	2,544	\$ 10.00	
3/16/2018	American LNG Marketing, LLC	Peninsula Energy Services Co	14-209-LNG	Bahamas	Florida Express	Hialeah, FL	Ft. Lauderdale, FL	848	\$ 10.00	
3/19/2018	American LNG Marketing, LLC	Peninsula Energy Services Co	14-209-LNG	Bahamas	Florida Express	Hialeah, FL	Ft. Lauderdale, FL	1,696	\$ 10.00	
3/22/2018	American LNG Marketing, LLC	Peninsula Energy Services Co	14-209-LNG	Barbados	Vega Luna	Hialeah, FL	Ft. Lauderdale, FL	2,544	\$ 10.00	
3/26/2018	American LNG Marketing, LLC	Peninsula Energy Services Co	14-209-LNG	Bahamas	Florida Express	Hialeah, FL	Ft. Lauderdale, FL	1,696	\$ 10.00	
3/27/2018	American LNG Marketing, LLC	Peninsula Energy Services Co	14-209-LNG	Bahamas	Florida Express	Hialeah, FL	Ft. Lauderdale, FL	1,696	\$ 10.00	
3/28/2018	American LNG Marketing, LLC	Peninsula Energy Services Co	14-209-LNG	Bahamas	Florida Express	Hialeah, FL	Ft. Lauderdale, FL	848	\$ 10.00	
3/29/2018	American LNG Marketing, LLC	Peninsula Energy Services Co	14-209-LNG	Bahamas	Florida Express	Hialeah, FL	Ft. Lauderdale, FL	2,544	\$ 10.00	
3/29/2018	American LNG Marketing, LLC	Peninsula Energy Services Co	14-209-LNG	Barbados	Hoheriff	Hialeah, FL	Ft. Lauderdale, FL	2,544	\$ 10.00	
4/5/2018	American LNG Marketing, LLC	Peninsula Energy Services Co	14-209-LNG	Barbados	Vega Luna	Hialeah, FL	Ft. Lauderdale, FL	2,544	\$ 10.00	
4/11/2018	American LNG Marketing, LLC	Peninsula Energy Services Co	14-209-LNG	Bahamas	Florida Express	Hialeah, FL	Ft. Lauderdale, FL	848	\$ 10.00	
4/12/2018	American LNG Marketing, LLC	Peninsula Energy Services Co	14-209-LNG	Bahamas	Florida Express	Hialeah, FL	Ft. Lauderdale, FL	848	\$ 10.00	
4/12/2018	American LNG Marketing, LLC	Peninsula Energy Services Co	14-209-LNG	Barbados	Vega Sagittarius	Hialeah, FL	Ft. Lauderdale, FL	2,544	\$ 10.00	
4/13/2018	American LNG Marketing, LLC	Peninsula Energy Services Co	14-209-LNG	Bahamas	Florida Express	Hialeah, FL	Ft. Lauderdale, FL	1,696	\$ 10.00	
4/16/2018	American LNG Marketing, LLC	Peninsula Energy Services Co	14-209-LNG	Bahamas	Florida Express	Hialeah, FL	Ft. Lauderdale, FL	848	\$ 10.00	
4/17/2018	American LNG Marketing, LLC	Peninsula Energy Services Co	14-209-LNG	Bahamas	Florida Express	Hialeah, FL	Ft. Lauderdale, FL	1,696	\$ 10.00	
4/19/2018	American LNG Marketing, LLC	Peninsula Energy Services Co	14-209-LNG	Barbados	Vega Luna	Hialeah, FL	Ft. Lauderdale, FL	2,544	\$ 10.00	
4/26/2018	American LNG Marketing, LLC	Peninsula Energy Services Co	14-209-LNG	Bahamas	Florida Express	Hialeah, FL	Ft. Lauderdale, FL	848	\$ 10.00	
4/27/2018	American LNG Marketing, LLC	Peninsula Energy Services Co	14-209-LNG	Bahamas	Florida Express	Hialeah, FL	Ft. Lauderdale, FL	1,696	\$ 10.00	
5/1/2018	American LNG Marketing, LLC	Peninsula Energy Services Co	14-209-LNG	Bahamas	Florida Express	Hialeah, FL	Ft. Lauderdale, FL	848	\$ 10.00	
5/2/2018	American LNG Marketing, LLC	Peninsula Energy Services Co	14-209-LNG	Bahamas	Florida Express	Hialeah, FL	Ft. Lauderdale, FL	848	\$ 10.00	
5/3/2018	American LNG Marketing, LLC	Peninsula Energy Services Co	14-209-LNG	Barbados	Vega Luna	Hialeah, FL	Ft. Lauderdale, FL	2,544	\$ 10.00	

[S] Spot - a one-time transaction for near-term delivery of a specific quantity of LNG at a specific location. Prior to 2006, spot cargos could be included in either long-term or short-term authorization types.

[*] Split cargo - a single shipment of LNG where portions of the cargo have different transactional characteristics. For instance, a single cargo can have more than one buyer, supplier, price, unloading port, loading port, or DOE authorization.

ISO container - LNG delivered into approved ISO LNG containers (truck or rail-mounted), then loaded onto container ships or roll-on / roll-off ocean-going carriers for transport.

**VESSEL-BORNE EXPORTS OF DOMESTICALLY-PRODUCED LIQUEFIED NATURAL GAS (LNG)
SHIPPED BY ISO CONTAINER**

Table 2b

Date of Departure	Name of Exporter	Supplier	Docket Number	Country of Destination	Name of Ocean Going Vessel	ISO Container Loading Facility & Location	U.S. Export Port or Terminal	Volume (Mcf of Natural Gas)	Price at Export Point \$/MMBtu	Notes
5/8/2018	American LNG Marketing, LLC	Peninsula Energy Services Co	14-209-LNG	Bahamas	Florida Express	Hialeah, FL	Ft. Lauderdale, FL	848	\$ 10.00	
5/10/2018	American LNG Marketing, LLC	Peninsula Energy Services Co	14-209-LNG	Barbados	Vega Sagitarius	Hialeah, FL	Ft. Lauderdale, FL	2,544	\$ 10.00	
5/14/2018	American LNG Marketing, LLC	Peninsula Energy Services Co	14-209-LNG	Bahamas	Florida Express	Hialeah, FL	Ft. Lauderdale, FL	848	\$ 10.00	
5/15/2018	American LNG Marketing, LLC	Peninsula Energy Services Co	14-209-LNG	Bahamas	Florida Express	Hialeah, FL	Ft. Lauderdale, FL	848	\$ 10.00	
5/16/2018	American LNG Marketing, LLC	Peninsula Energy Services Co	14-209-LNG	Bahamas	Florida Express	Hialeah, FL	Ft. Lauderdale, FL	848	\$ 10.00	
5/17/2018	American LNG Marketing, LLC	Peninsula Energy Services Co	14-209-LNG	Barbados	Vega Luna	Hialeah, FL	Ft. Lauderdale, FL	2,544	\$ 10.00	
5/21/2018	American LNG Marketing, LLC	Peninsula Energy Services Co	14-209-LNG	Bahamas	Florida Express	Hialeah, FL	Ft. Lauderdale, FL	848	\$ 10.00	
5/22/2018	American LNG Marketing, LLC	Peninsula Energy Services Co	14-209-LNG	Bahamas	Florida Express	Hialeah, FL	Ft. Lauderdale, FL	1,696	\$ 10.00	
5/23/2018	American LNG Marketing, LLC	Peninsula Energy Services Co	14-209-LNG	Bahamas	Florida Express	Hialeah, FL	Ft. Lauderdale, FL	848	\$ 10.00	
5/24/2018	American LNG Marketing, LLC	Peninsula Energy Services Co	14-209-LNG	Bahamas	Florida Express	Hialeah, FL	Ft. Lauderdale, FL	848	\$ 10.00	
5/24/2018	American LNG Marketing, LLC	Peninsula Energy Services Co	14-209-LNG	Barbados	Hoherrif	Hialeah, FL	Ft. Lauderdale, FL	2,544	\$ 10.00	
5/29/2018	American LNG Marketing, LLC	Peninsula Energy Services Co	14-209-LNG	Bahamas	Florida Express	Hialeah, FL	Ft. Lauderdale, FL	848	\$ 10.00	
5/30/2018	American LNG Marketing, LLC	Peninsula Energy Services Co	14-209-LNG	Bahamas	Florida Express	Hialeah, FL	Ft. Lauderdale, FL	848	\$ 10.00	
5/31/2018	American LNG Marketing, LLC	Peninsula Energy Services Co	14-209-LNG	Barbados	Vega Luna	Hialeah, FL	Ft. Lauderdale, FL	2,544	\$ 10.00	
6/4/2018	American LNG Marketing, LLC	Peninsula Energy Services Co	14-209-LNG	Bahamas	Florida Express	Hialeah, FL	Ft. Lauderdale, FL	1,696	\$ 10.00	
6/5/2018	American LNG Marketing, LLC	Peninsula Energy Services Co	14-209-LNG	Bahamas	Florida Express	Hialeah, FL	Ft. Lauderdale, FL	848	\$ 10.00	
6/7/2018	American LNG Marketing, LLC	Peninsula Energy Services Co	14-209-LNG	Barbados	Vega Sagitarius	Hialeah, FL	Ft. Lauderdale, FL	2,544	\$ 10.00	
6/8/2018	American LNG Marketing, LLC	Peninsula Energy Services Co	14-209-LNG	Bahamas	Florida Express	Hialeah, FL	Ft. Lauderdale, FL	848	\$ 10.00	
6/11/2018	American LNG Marketing, LLC	Peninsula Energy Services Co	14-209-LNG	Bahamas	Florida Express	Hialeah, FL	Ft. Lauderdale, FL	1,696	\$ 10.00	
6/13/2018	American LNG Marketing, LLC	Peninsula Energy Services Co	14-209-LNG	Bahamas	Florida Express	Hialeah, FL	Ft. Lauderdale, FL	848	\$ 10.00	
6/14/2018	American LNG Marketing, LLC	Peninsula Energy Services Co	14-209-LNG	Bahamas	Florida Express	Hialeah, FL	Ft. Lauderdale, FL	848	\$ 10.00	
6/14/2018	American LNG Marketing, LLC	Peninsula Energy Services Co	14-209-LNG	Barbados	Vega Luna	Hialeah, FL	Ft. Lauderdale, FL	2,544	\$ 10.00	
6/17/2018	American LNG Marketing, LLC	Peninsula Energy Services Co	14-209-LNG	Bahamas	Florida Express	Hialeah, FL	Ft. Lauderdale, FL	848	\$ 10.00	
6/18/2018	American LNG Marketing, LLC	Peninsula Energy Services Co	14-209-LNG	Bahamas	Florida Express	Hialeah, FL	Ft. Lauderdale, FL	848	\$ 10.00	
6/19/2018	American LNG Marketing, LLC	Peninsula Energy Services Co	14-209-LNG	Bahamas	Florida Express	Hialeah, FL	Ft. Lauderdale, FL	848	\$ 10.00	
6/21/2018	American LNG Marketing, LLC	Peninsula Energy Services Co	14-209-LNG	Barbados	Hoherrif	Hialeah, FL	Ft. Lauderdale, FL	2,544	\$ 10.00	
6/27/2018	American LNG Marketing, LLC	Peninsula Energy Services Co	14-209-LNG	Bahamas	Florida Express	Hialeah, FL	Ft. Lauderdale, FL	848	\$ 10.00	
6/28/2018	American LNG Marketing, LLC	Peninsula Energy Services Co	14-209-LNG	Barbados	Vega Luna	Hialeah, FL	Ft. Lauderdale, FL	2,544	\$ 10.00	
6/29/2018	American LNG Marketing, LLC	Peninsula Energy Services Co	14-209-LNG	Bahamas	Florida Express	Hialeah, FL	Ft. Lauderdale, FL	3,392	\$ 10.00	
TOTAL Exports of LNG (ISO)								148,170		

[S] Spot - a one-time transaction for near-term delivery of a specific quantity of LNG at a specific location. Prior to 2006, spot cargos could be included in either long-term or short-term authorization types.

[*] Split cargo - a single shipment of LNG where portions of the cargo have different transactional characteristics. For instance, a single cargo can have more than one buyer, supplier, price, unloading port, loading port, or DOE authorization.

ISO container - LNG delivered into approved ISO LNG containers (truck or rail-mounted), then loaded onto container ships or roll-on / roll-off ocean-going carriers for transport.]

Office of Fossil Energy
 Office of Oil & Natural Gas
 Office of Regulation and International Engagement
 Division of Natural Gas Regulation
 Phone: 202-586-7991
 Email: ngreports@hq.doe.gov



VESSEL-BORNE RE-EXPORTS OF LIQUEFIED NATURAL GAS (LNG)

Table 2c

Date of Departure	Authorization Holder	Supplier(s)	Exporter	Purchaser	Docket Number	Country of Destination	Name of Tanker	Departure Terminal	Volume (Mcf of Natural Gas)	Price at Export Point Price \$/MMBtu	Notes
None.											
TOTAL Re-Exports of LNG									0		

[S] Spot - a one-time transaction for near-term delivery of a specific quantity of LNG at a specific location. Prior to 2006, spot cargos could be included in either long-term or short-term authorization types.

[*] Split cargo - a single shipment of LNG where portions of the cargo have different transactional characteristics. For instance, a single cargo can have more than one buyer, supplier, price, unloading port, loading port, or DOE authorization.

[C] Commissioning cargo - pre-commercial cargo loaded while export facility operations are still undergoing final testing and inspection. Commissioning cargos may occur multiple times for the same facility as individual LNG trains enter service.

SHORT-TERM VESSEL-BORNE IMPORTS OF LIQUEFIED NATURAL GAS

Table 2e(i)

Date of Arrival	Name of Importer	Seller	Docket Number	Country of Origin	Name of Tanker	Receiving Terminal	Volume (Mcf of Natural Gas)	Landed Price (\$/MMBtu)	Notes
1/7/2018	BG LNG Services, LLC	Point Fortin LNG Exports Ltd.	16-01-LNG	Trinidad	Gallina	Elba Island, GA	2,948,160	\$ 2.48	[S]
1/15/2018	Shell NA LNG LLC	Shell International Trading Middle East Limited	16-10-LNG	Trinidad	Madrid Spirit	Cove Point, MD	2,852,622	\$ 10.75	[S]
1/28/2018	Engie Gas & LNG LLC	Engie S.A.	17-10-LNG	United Kingdom	Gaselys	Everett, MA	3,118,676	\$ 12.28	[S]
2/4/2018	BG LNG Services, LLC	Point Fortin LNG Exports Ltd.	16-01-LNG	Trinidad	Hispania Spirit	Elba Island, GA	2,919,818	\$ 3.37	[S]
3/1/2018	Engie Gas & LNG LLC	Engie S.A.	17-10-LNG	France	Provalys	Everett, MA	2,768,284	\$ 7.73	[S]
							14,607,560		

[S] Spot - a one-time transaction for near-term delivery of a specific quantity of LNG at a specific location. Prior to 2006, spot cargos could be included in either long-term or short-term authorization types.

[*] Split cargo - a single shipment of LNG where portions of the cargo have different transactional characteristics. For instance, a single cargo can have more than one buyer, supplier, price, unloading port, loading port, or DOE authorization.

LONG-TERM VESSEL-BORNE IMPORTS OF LIQUEFIED NATURAL GAS

Table 2e(ii)

Date of Arrival	Name of Importer	Seller	Docket Number	Country of Origin	Name of Tanker	Receiving Terminal	Volume (Mcf of Natural Gas)	Landed Price (\$/MMBtu)	Notes
1/5/2018	Engie Gas & LNG LLC	Atlantic LNG 2/3 Company	95-100-LNG	Trinidad	Provalys	Everett, MA	2,756,066	\$ 3.82	[*]
1/5/2018	Engie Gas & LNG LLC	Atlantic LNG Company	95-100-LNG	Trinidad	Provalys	Everett, MA	51,588	\$ 3.55	[*]
1/10/2018	Engie Gas & LNG LLC	Atlantic LNG Company	95-100-LNG	Trinidad	BW GDF Suez Boston	Everett, MA	2,487,682	\$ 6.30	
1/19/2018	Engie Gas & LNG LLC	Atlantic LNG Company	95-100-LNG	Trinidad	BW GDF Suez Everett	Everett, MA	2,414,765	\$ 6.26	
2/5/2018	Engie Gas & LNG LLC	Atlantic LNG Company	95-100-LNG	Trinidad	BW GDF Suez Boston	Everett, MA	2,594,006	\$ 6.63	
2/16/2018	Engie Gas & LNG LLC	Atlantic LNG Company	95-100-LNG	Trinidad	BW GDF Suez Everett	Everett, MA	1,236,240	\$ 9.04	
3/9/2018	Engie Gas & LNG LLC	Atlantic LNG Company	95-100-LNG	Trinidad	BW GDF Suez Boston	Everett, MA	1,258,739	\$ 8.84	
3/23/2018	Engie Gas & LNG LLC	Atlantic LNG Company	95-100-LNG	Trinidad	BW GDF Suez Boston	Everett, MA	14,989	\$ 9.04	[*]
3/23/2018	Engie Gas & LNG LLC	Atlantic LNG 2/3 Company	95-100-LNG	Trinidad	BW GDF Suez Boston	Everett, MA	2,376,657	\$ 4.15	[*]
4/14/2018	Engie Gas & LNG LLC	Atlantic LNG Company	95-100-LNG	Trinidad	BW GDF Suez Everett	Everett, MA	2,934,393	\$ 4.12	
5/11/2018	Engie Gas & LNG LLC	Atlantic LNG Company	95-100-LNG	Trinidad	BW GDF Suez Boston	Everett, MA	197,673	\$ 4.90	
5/11/2018	Engie Gas & LNG LLC	Atlantic LNG 2/3 Company	95-100-LNG	Trinidad	BW GDF Suez Boston	Everett, MA	2,231,670	\$ 3.99	
6/14/2018	Engie Gas & LNG LLC	Atlantic LNG Company	95-100-LNG	Trinidad	BW GDF Suez Boston	Everett, MA	2,440,193	\$ 4.17	[*]
6/14/2018	Engie Gas & LNG LLC	Atlantic LNG 2/3 Company	95-100-LNG	Trinidad	BW GDF Suez Boston	Everett, MA	247,554	\$ 3.60	[*]
							23,242,215		

TOTAL LNG IMPORTS

37,849,775

[S] Spot - a one-time transaction for near-term delivery of a specific quantity of LNG at a specific location. Prior to 2006, spot cargos could be included in either long-term or short-term authorization types.

[*] Split cargo - a single shipment of LNG where portions of the cargo have different transactional characteristics. For instance, a single cargo can have more than one buyer, supplier, price, unloading port, loading port, or DOE authorization.

[E-P] - a portion of this cargo was delivered to Everett, MA on 16 February 2017 and a portion was delivered to Ponce, Puerto Rico on 22 February 2017.

Office of Fossil Energy
 Office of Oil & Natural Gas
 Office of Regulation and International Engagement
 Division of Natural Gas Regulation
 Phone: 202-586-7991
 Email: ngreports@hq.doe.gov



VESSEL-BORNE IMPORTS OF LIQUEFIED NATURAL GAS (LNG) TO PUERTO RICO

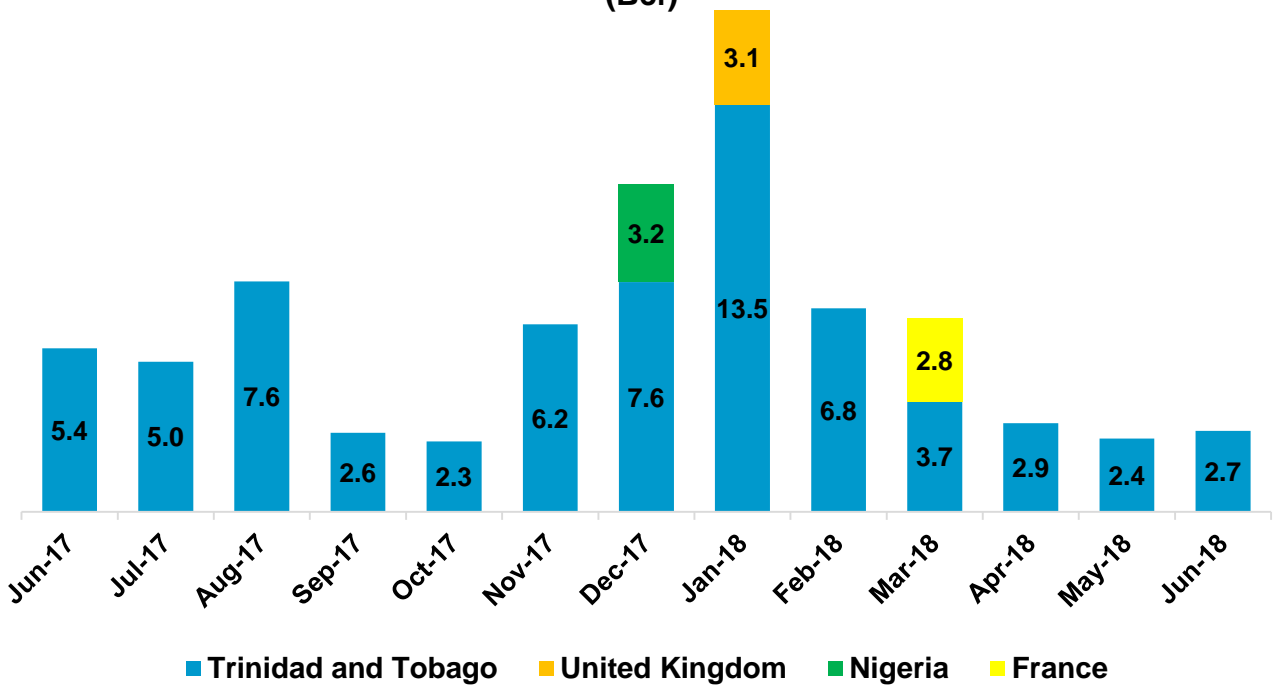
Table 2f

Date of Arrival	Name of Importer	Seller	Docket Number	Country of Origin	Name of Tanker	Receiving Terminal	Volume (Mcf of Natural Gas)	Landed Price (\$/MMBtu)	Notes
1/3/2018	Gas Natural Aproveisionamientos SDG, S.A.	Gas Natural Aproveisionamientos SDG, S.A	16-199-NG	Trinidad	Catalunya Spirit	Ponce, PR	2,880,087	\$ 7.63	
1/23/2018	EcoElectrica, L.P.	Engie Gas & LNG LLC	94-91-LNG	Trinidad	British Diamond	Ponce, PR	2,573,027	\$ 4.33	
2/16/2018	Gas Natural Aproveisionamientos SDG, S.A.	Gas Natural Aproveisionamientos SDG, S.A	16-199-NG	Trinidad	Castillo de Villalba	Ponce, PR	2,868,424	\$ 8.12	
2/26/2018	EcoElectrica, L.P.	Engie Gas & LNG LLC	94-91-LNG	Trinidad	BW GDF Suez Everett	Ponce, PR	1,342,101	\$ 3.89	
3/14/2018	EcoElectrica, L.P.	Engie Gas & LNG LLC	94-91-LNG	Trinidad	BW GDF Suez Boston	Ponce, PR	1,526,205	\$ 3.89	
4/1/2018	Gas Natural Aproveisionamientos SDG, S.A.	Gas Natural Aproveisionamientos SDG, S.A	16-199-LNG	Trinidad	Catalunya Spirit	Ponce, PR	2,856,063	\$ 7.60	
4/23/2018	EcoElectrica, L.P.	Engie Gas & LNG LLC	94-91-LNG	Trinidad	Excalibur	Ponce, PR	2,553,566	\$ 3.89	
5/4/2018	Gas Natural Aproveisionamientos SDG, S.A.	Gas Natural Aproveisionamientos SDG, S.A	16-199-LNG	Trinidad	Iberica Knutsen	Ponce, PR	1,483,187	\$ 8.07	
5/18/2018	Gas Natural Aproveisionamientos SDG, S.A.	Gas Natural Aproveisionamientos SDG, S.A	16-199-LNG	Trinidad	Castillo de Villalba	Ponce, PR	2,465,529	\$ 8.07	
6/2/2018	EcoElectrica, L.P.	Engie Gas & LNG LLC	94-91-LNG	Trinidad	Cadiz Knutsen	Ponce, PR	2,125,747	\$ 3.89	
6/17/2018	Gas Natural Aproveisionamientos SDG, S.A.	Gas Natural Aproveisionamientos SDG, S.A	16-199-LNG	Trinidad	Iberica Knutsen	Ponce, PR	2,488,968	\$ 8.10	
6/29/2018	EcoElectrica, L.P.	Engie Gas & LNG LLC	94-91-LNG	Trinidad	Cadiz Knutsen	Ponce, PR	2,657,237	\$ 3.89	
							27,820,141		

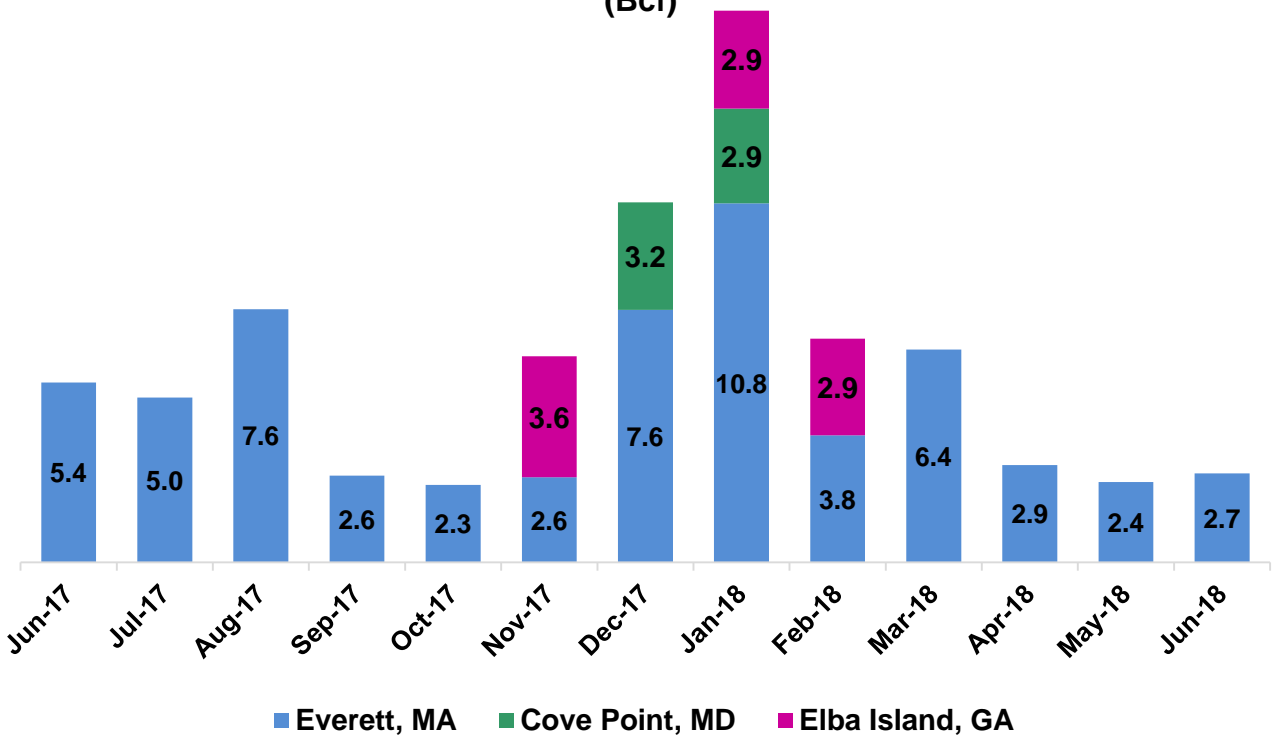
[*] **Split cargo** - a single shipment of LNG where portions of the cargo have different transactional characteristics. For instance, a single cargo can have more than one buyer, supplier, price, unloading port, loading port, or DOE authorization.

[E-P] - a portion of this cargo was delivered to Everett, MA on 16 February 2017 and a portion was delivered to Ponce, Puerto Rico on 22 February 2017.

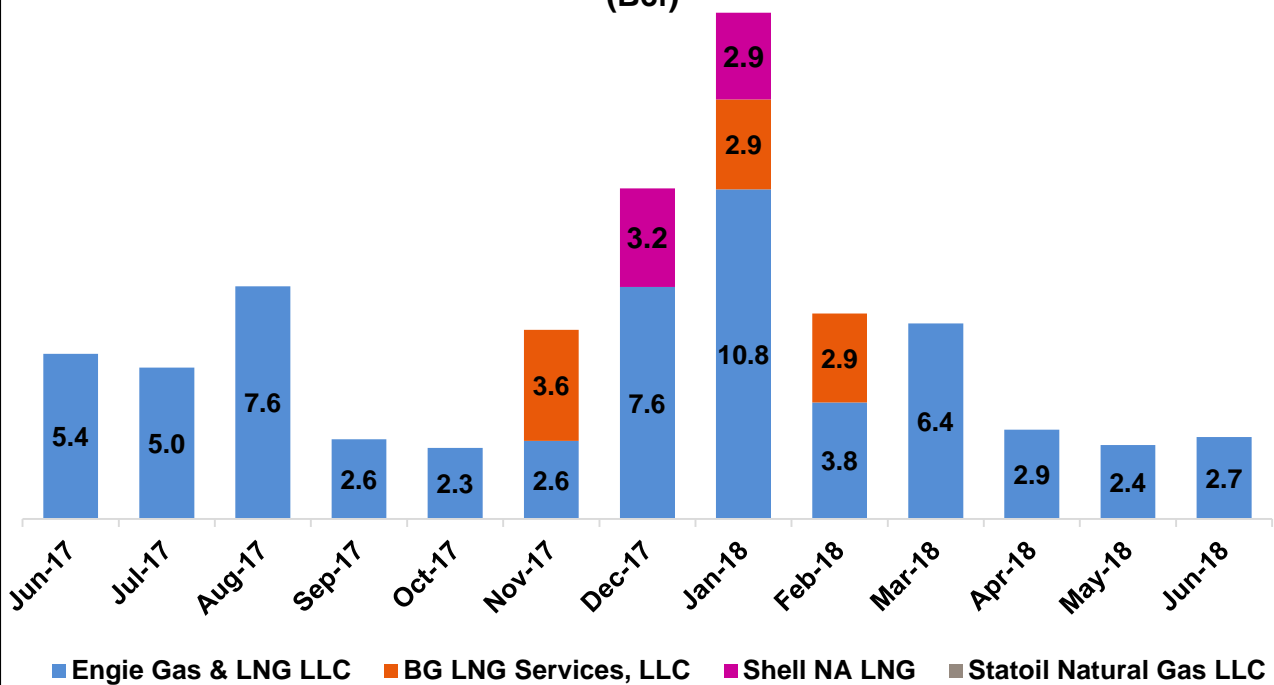
LNG Import Volume by Country (Bcf)



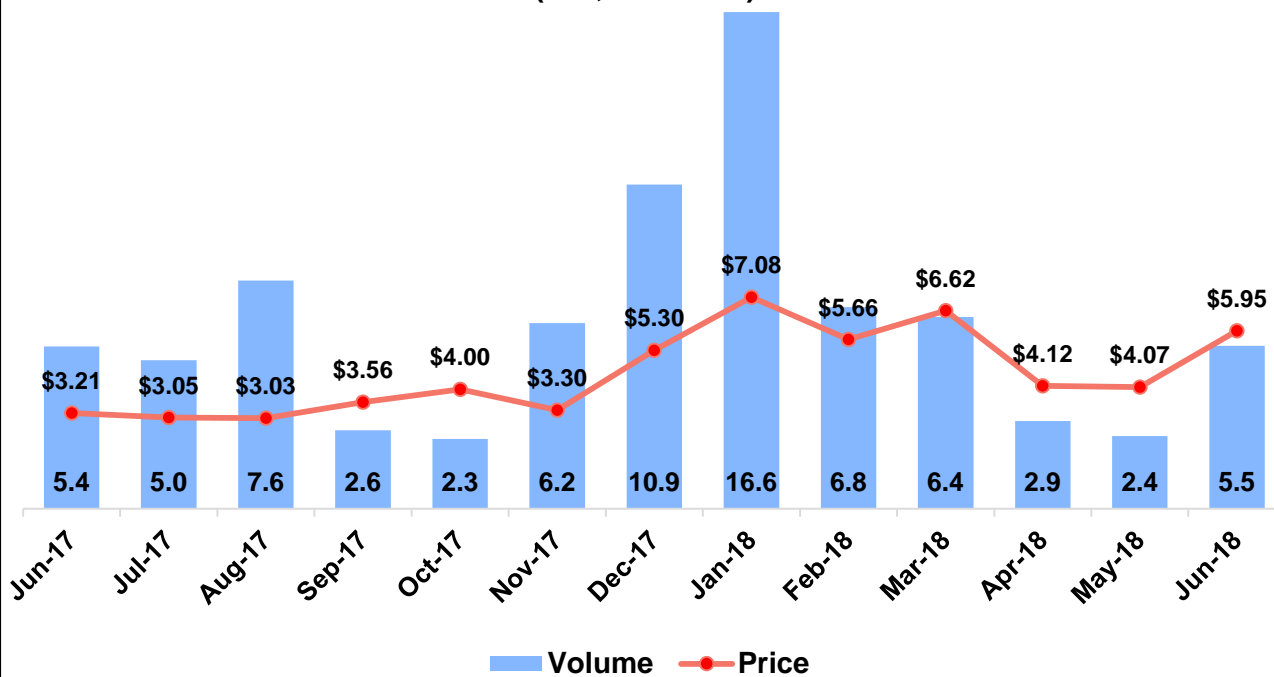
LNG Import Volume by Terminal (Bcf)



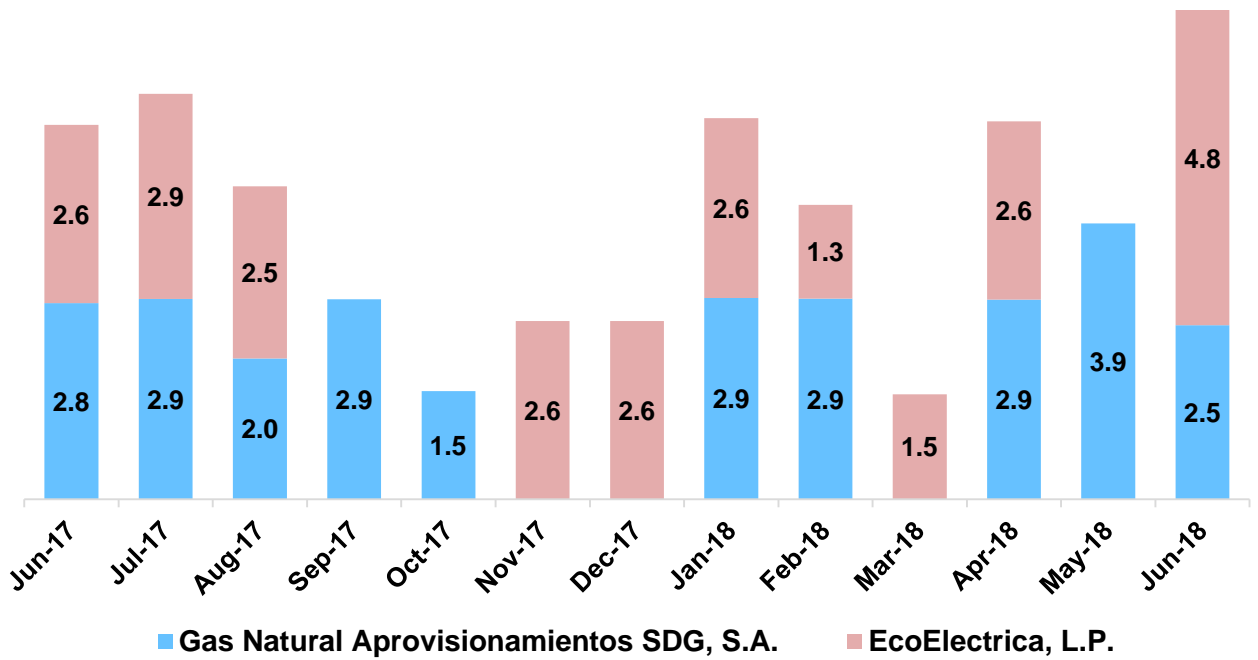
LNG Import Volume by Company (Bcf)



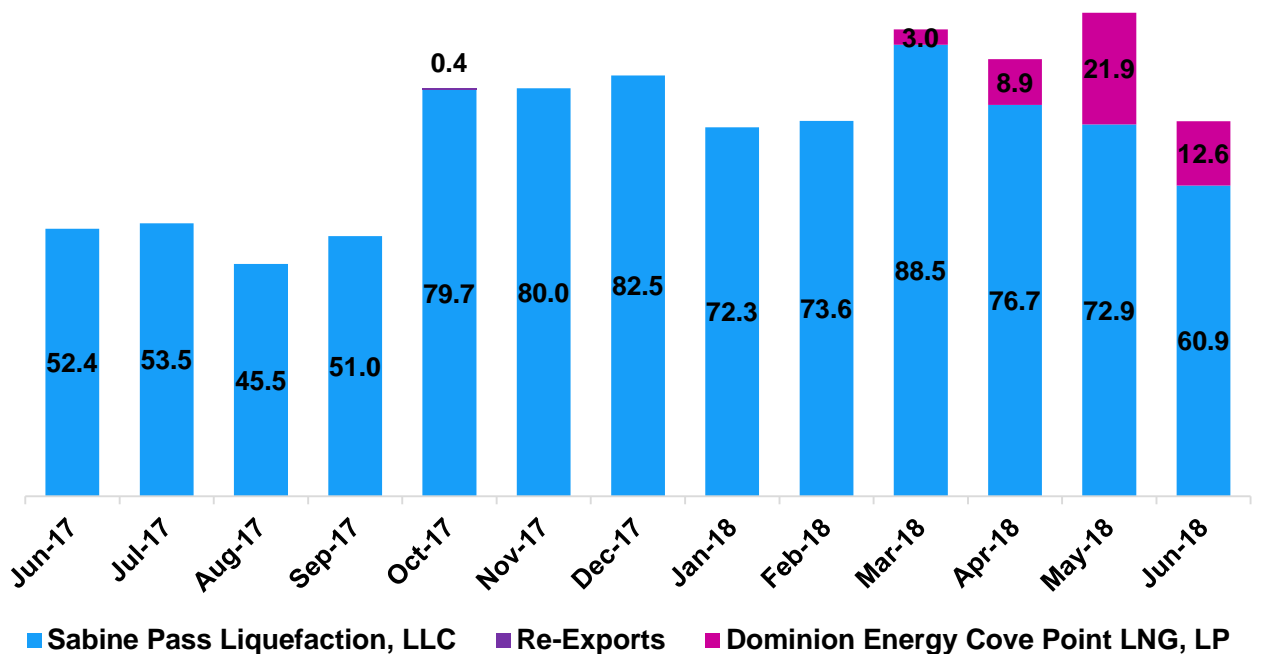
Volume and Weighted Average Price of Vessel-borne LNG Imports by Month (Bcf, \$/MMBtu)



LNG Import Volume by Company, Puerto Rico (Bcf)



LNG Export Volume by Vessel and Re-Exports by Month (Bcf)



NOTES AND DEFINITIONS

- 1) Import prices are "landed" which is the commodity price plus transportation to the US terminal. They do NOT include regassification. They DO include off-loading.
- 2) The data are provided by importers and exporters as a condition of their authorizations (which are issued by this office). They are reported as filed, after DOE review and any subsequent revisions by importers and exporters.
- 3) Spot cargos [S] are a one-time transaction for near-term delivery of a specific quantity of LNG at a specific location. Prior to 2006, spot cargos could be included in either long-term or short-term authorization types.
- 4) Split cargos [*] refer to a single shipment of LNG where portions of the cargo have different transactional characteristics. For instance, a single cargo can have more than one buyer, supplier, price, unloading port, loading port, or DOE authorization.
- 5) Commissioning cargos [C] refer to pre-commercial cargos loaded while export facility operations are still undergoing final testing and inspection. Commissioning cargos may occur multiple times for the same facility as individual LNG trains enter service.
- 6) Liquefaction fees [L] - liquefaction fees have been included in the cargo's price. Export prices for cargos made pursuant to long-term sales and purchase agreements (SPA's) or contracts do not include liquefaction fees unless indicated.
- 7) Short-term imports or exports are those cargos imported or exported under a company's short-term or "blanket" authorization. This type of authorization covers supply contracts with terms up to 2 years, including spot cargos. The authorization is not based on a specific supply contract, but covers all of the importer's short-term supply deals. DOE does not have copies of those contracts and they are not filed with the applications.
- 8) Long-term imports or exports are those cargos imported or exported under a company's long-term authorization. This type of authorization is tied to one specific supply contract with a term of more than two years. Redacted copies of the contracts are available on our website (please see below).
- 9) Authorization holders are required to file volume data in thousand cubic feet (Mcf). Therefore, data collected does not necessarily include equivalent amounts of energy, measured in million British thermal units (MMBtu).
- 10) Prices for exports from Kenai, Alaska are "delivered." This is the commodity price plus transportation to the receiving terminal in the destination country.
- 11) Prices for re-exports are the prices at the point of export, also known as FOB (free on board).
- 12) Export prices for cargos made pursuant to long-term SPA's/contracts typically do not include liquefaction fees. Exceptions where liquefaction fees have been included in a cargo's price will be noted with Note [L].

Our web address is: www.fossil.energy.gov
Click "Services," then click "Natural Gas Regulation."

